

Denim Developers Ltd.

April 21, 2018

To
The Head-Listing Compliance
The Calcutta Stock Exchange Ltd
7, Lyons Range, Dalhousie, Murgighata,
B B D Bagh , Kolkata
West Bengal 700001

To
The Head-Listing Compliance
Metropolitan Stock Exchange of India Limited
Vibgyor Towers, 4th Floor,
Plot No C 62, G – Block, Opp. Trident Hotel,
Bandra Kurla Complex, Bandra (E)
Mumbai – 400098, India

Sub: Submission of Shareholding Pattern as per Regulation 31(1)(b) of SEBI (LOADR) Regulations, 2015 for Quarter ended 31st March, 2018.

Madam / Sir,


Please find the enclosed Shareholding Pattern herewith as "Annexure -I" for the Quarter Ended 31st March, 2018 in the compliance of Regulation 31(1)(b) of SEBI (LOADR) Regulations, 2015 .

Kindly take the same on record.

Thanking You,
For Denim Developers Limited



Mukul Chaturvedi
Whole Time Director
DIN: 06708781



Encl: as above

CIN: L36101WB1969PLC115504

Website :- www.denimdevelopersltd.com E-Mail :- info@denim.org.in Call- +91 - 73000 83921
Read. Off. - 2B. Pratap Ghosh Lane. I Floor. Kolkata - 700 007 (West Bengal)

Format of holding of specified securities

Annexure - I

1. Name of the Listed Entity : **DENIM DEVELOPERS LIMITED**
2. Scrip Code : DENIMDL /Name of Scrip : DENIM_/Class of Security : Equity Shares
3. Share Holding Pattern Field under: Reg.31(1)(b)/Reg.31(1)(c)
 - a. If under 31(1)(b) then indicate the report for Quarter ending **31.03.2018**
4. Declaration: The Listed entity is required to submit the following declaration to the extent of submission of information:-

	Particulars	Yes*	No*
1.	Whether the Listed Entity has issued any partly paid up shares ?		No
2.	Whether the Listed Entity has issued any Convertible Securities or Warrants ?		No
3.	Whether the Listed Entity has any shares against which depository receipts are issued ?		No
4.	Whether the Listed Entity has any shares in locked-in ?		No
5.	Whether any shares held by promoters are pledge or otherwise encumbered ?		No

5. The tabular format for disclosure of holding of specified securities is as follows :-



Table I - Summary Statement holding of specified securities

Category (I)	Category of shareholder (II)	Nos. of shareholders (III)	No. of fully paid-up equity shares held (IV)	No. of partly paid-up equity shares held (V)	No. of shares underlying Depository Receipt (VI)	Total nos. shares held (VII) = (IV)+(V)+(VI)	Shareholding as a % of total no. of shares (calculated as per SCRR, 1957) (VIII) As a % of (A+B+C2)	Number of Voting Rights held in each class of securities (IX)			No. of Shares Underlying convertible securities (Including Warrants) (X)	Shareholding as a % assuming full conversion of convertible securities (as a percentage of diluted share capital) (XI)=(VII)+(X) as a % of (A+B+C)	Number of Locked in shares (XII)		Number of Shares pledged or otherwise encumbered (XIII)		Number of equity shares held in dematerialized form (XIV)	
								No. of Voting Rights					Total as a % of (A+B+C)	No. (a)	As a % of total Shares held (b)	No. (a)		As a % of total Shares held (b)
								Class eg: Eq.	Class eg:y	Total								
(A)	Promoter & Promoters Group	3	48328			48328	0.46	48328		48328	0.46						48328	
(B)	Public	577	10565828			10565828	99.54	10565828		10565828	99.54						9253492	
(C)	Non Promoter-Non Public																	
(C1)	Shares underlying DRs																	
(C2)	Shares held by Employee Trust																	
	Total :=	580	10614156	0		10614156	100.00	10614156		10614156	100.00	0	0.00	0	0.00		9301820	



Table II - Statement showing shareholding pattern of the Promoter and Promoter Group

	Category & Name of shareholders (I)	PAN (II)	Nos. of shareholders (III)	No. of fully paid- up equity shares held (IV)	No. of partly paid-up equity shares held (V)	Nos. of shares underlying Depository Receipt (VI)	Total nos. shares held (VII) = (IV)+(V)+(VI)	Shareholding % calculated as per SCRR, 1957 As a % of (A+B+C2) (VIII)	Number of Voting Rights held in each class of securities (IX)			No. of Shares Underlying Outstandin g convertible securities (including Warrants) (X)	Shareholding as a % assuming full conversion of convertible securities (as a percentage of diluted share capital) (XI) = (VII)+(X) as a % of (A+B+C)	Number of Locked in shares (XII)		Number of Shares pledged or otherwise encumbered (XIII)		Number of equity shares held in dematerialized form (XIV)	
									No. of Voting Rights					Total as a % of Total Voting rights	No. (a)	As a % of total Shares held (b)	No. (a)		As a % of total Shares held (b)
									Class (Eq.)	Class y	Total								
(1)	INDIAN :																		
(a)	Individuals / HUF																		
1	SHOVA PUROHIT	ANYP5413D		9000	0	0	9000	0.08	9000	0	9000	0.08	0	0.08	0	0.00	0	0.00	9000
2	PRADIP KUMAR PUROHIT	ALYPP9285B		13975	0	0	13975	0.13	13975	0	13975	0.13	0	0.13	0	0.00	0	0.00	13975
3	RAJ KUMAR SHARMA	BMIPS9482B		25353	0	0	25353	0.24	25353	0	25353	0.24	0	0.24	0	0.00	0	0.00	25353
	TOTAL :===			3	48328	0	48328	0.46	48328	0	48328	0.46	0	0.46	0	0.00	0	0.00	48328
(b)	Central Govt./State Govt.(s)			0	0	0	0	0.00	0	0	0	0.00	0	0.00	0	0.00	0	0.00	0
(c)	Financial Institutions / Banks			0	0	0	0	0.00	0	0	0	0.00	0	0.00	0	0.00	0	0.00	0
(d)	Any Other (specify)																		
	Bodies Corporate			0	0	0	0	0.00	0	0	0	0.00	0	0.00	0	0.00	0	0.00	0
	Mutual Fund			0	0	0	0	0.00	0	0	0	0.00	0	0.00	0	0.00	0	0.00	0
	Trust			0	0	0	0	0.00	0	0	0	0.00	0	0.00	0	0.00	0	0.00	0
	Others			0	0	0	0	0.00	0	0	0	0.00	0	0.00	0	0.00	0	0.00	0
	Sub Total (A)(1) :			3	48328	0	48328	0.46	48328	0	48328	0.46	0	0.46	0	0.00	0	0.00	48328
(2)	FOREIGN :																		
(a)	NRI / Foreign Individuals			0	0	0	0	0.00	0	0	0	0.00	0	0.00	0	0.00	0	0.00	0
(b)	Foreign Govt.-Promoter			0	0	0	0	0.00	0	0	0	0.00	0	0.00	0	0.00	0	0.00	0
(c)	Foreign Inst. Invst (FII)			0	0	0	0	0.00	0	0	0	0.00	0	0.00	0	0.00	0	0.00	0
(d)	Foreign Portfolio Investor			0	0	0	0	0.00	0	0	0	0.00	0	0.00	0	0.00	0	0.00	0
(e)	Any Other (specify)																		
	Foreign Company			0	0	0	0	0.00	0	0	0	0.00	0	0.00	0	0.00	0	0.00	0
	Overseas Corporate Bodies			0	0	0	0	0.00	0	0	0	0.00	0	0.00	0	0.00	0	0.00	0
	Foreign Bank			0	0	0	0	0.00	0	0	0	0.00	0	0.00	0	0.00	0	0.00	0
	Sub Total (A)(2) :			0	0	0	0	0.00	0	0	0	0.00	0	0.00	0	0.00	0	0.00	0
	Total Shareholding of Promoter and Promoter Group.(A) = (A)(1) + (A)(2) :			3	48328	0	48328	0.46	48328	0	48328	0.46	0	0.46	0	0.00	0	0.00	48328





Table III - Statement showing shareholding pattern of the Public shareholder

	Category & Name of shareholders (I)	PAN (II)	Nos. of shareholders (III)	No. of fully paid-up equity shares held (IV)	No. of partly paid up equity shares held (V)	Nos. of shares underlyin g Deposito ry Receipt (VI)	Total nos. shares held (VII) = (IV)+(V)+(VI)	Sharehol ding % calculate d as per SCRR, 1957 As a % of (A+B+C2) (VIII)	Number of Voting Rights held in each class of securities (IX)				No. of Shares Underlyin g Outstand ing convertible securities (Including Warrants) (X)	Shareholding as a % assuming full conversion of convertible securities (as a percentage of diluted share capital) (XI)= (VII)+(X) as a % of (A+B+C)	Number of Locked in shares (XII)		Number of Shares pledged or otherwise		Number of equity shares held in dematerialize d form (XIV)
									No. of Voting Rights			Total as a % of Total Voting rights			No. (a)	As a % of total Shares held (b)	No. (a)	As a % of total Shares held (b)	
									Class (Eq.)	Class y	Total								
(1)	Institutions :																		
(a)	Mutual Funds / UTI		0	0	0	0	0	0.00	0	0	0	0.00	0	0.00	0	0.00			0
(b)	Venture Capital Funds		0	0	0	0	0	0.00	0	0	0	0.00	0	0.00	0	0.00			0
(c)	Alternate Investment Fund		0	0	0	0	0	0.00	0	0	0	0.00	0	0.00	0	0.00			0
(d)	Foreign Venture Capital Investor		0	0	0	0	0	0.00	0	0	0	0.00	0	0.00	0	0.00			0
(e)	Foreign Portfolio Investor		0	0	0	0	0	0.00	0	0	0	0.00	0	0.00	0	0.00			0
(f)	Financial Institutions/Banks		0	0	0	0	0	0.00	0	0	0	0.00	0	0.00	0	0.00			0
(g)	Insurance Companies		0	0	0	0	0	0.00	0	0	0	0.00	0	0.00	0	0.00			0
(h)	Provident Funds/Pension Funds		0	0	0	0	0	0.00	0	0	0	0.00	0	0.00	0	0.00			0
(i)	Any Other (specify)																		
	Foreign Inst. Invst. (FIIs)		0	0	0	0	0	0.00	0	0	0	0.00	0	0.00	0	0.00			0
	Sub Total (B)(1) :		0	0	0	0	0	0.00	0	0	0	0.00	0	0.00	0	0.00			0
(2)	Central Govt./State Govt./ President of India :																		
			0	0	0	0	0	0.00	0	0	0	0.00	0	0.00	0	0.00			0
	Sub Total (B)(2) :		0	0	0	0	0	0.00	0	0	0	0.00	0	0.00	0	0.00			0
(3)	Non-institutions :																		
(a)	Individuals -																		
	i) Indv.shareholders holding nominal share capital upto Rs. 2 Lakh.		535	71785	0	0	71785	0.68	71785	0	71785	0.68	0	0.68	0	0.00			28000
	TOTAL :===		535	71785	0	0	71785	0.68	71785	0	71785	0.68	0	0.68	0	0.00			28000
	ii) Indv.shareholders holding nominal share capital in excess of Rs. 2 Lakh.																		
1	SARBESWAR PARIDA	AHYPP6689F		21000	0	0	21000	0.20	21000	0	21000	0.20	0	0.20	0	0.00			21000
2	VIJAYLAXMI	AFFPV0481A		33000	0	0	33000	0.31	33000	0	33000	0.31	0	0.31	0	0.00			0
3	DEEPA JAISWAL	AFQPJ8335J		33000	0	0	33000	0.31	33000	0	33000	0.31	0	0.31	0	0.00			0
4	SAURABH GOYAL	AHYPG7837L		33000	0	0	33000	0.31	33000	0	33000	0.31	0	0.31	0	0.00			0
5	MEENU CHAND	ATKPC3748A		33000	0	0	33000	0.31	33000	0	33000	0.31	0	0.31	0	0.00			0
6	ANIL SINGH	AUAPS4912R		33000	0	0	33000	0.31	33000	0	33000	0.31	0	0.31	0	0.00			0
7	DEEPIKA VIJAYVERGIYA	AXBPV5517H		33000	0	0	33000	0.31	33000	0	33000	0.31	0	0.31	0	0.00			0
8	MAJOJ KUMAR VIJAYWARGIYA	AXGPV0562R		33000	0	0	33000	0.31	33000	0	33000	0.31	0	0.31	0	0.00			0
9	PRABHAT KUMAR MUNDHRA	BCBPM6413K		33000	0	0	33000	0.31	33000	0	33000	0.31	0	0.31	0	0.00			0
10	AJEET GAUTAM	BQHPG3597A		33000	0	0	33000	0.31	33000	0	33000	0.31	0	0.31	0	0.00			0
11	GEETA SHRESTHA	BWPPS8550R		33000	0	0	33000	0.31	33000	0	33000	0.31	0	0.31	0	0.00			0
12	DIPIKA DATTA	CGCPD8607C		33000	0	0	33000	0.31	33000	0	33000	0.31	0	0.31	0	0.00			0
13	PAVAN KUMAR	CZZPK9751J		33000	0	0	33000	0.31	33000	0	33000	0.31	0	0.31	0	0.00			0
14	NARENDRA DHARIWAL	DBAPD7814R		33000	0	0	33000	0.31	33000	0	33000	0.31	0	0.31	0	0.00			0
15	MAMTA SUMAN	DEHPS9890N		33000	0	0	33000	0.31	33000	0	33000	0.31	0	0.31	0	0.00			0



16	RUCHIKA SHARMA	HHFPS3617N	33000	0	0	33000	0.31	33000	0	33000	0.31	0	0.31	0	0.00		0
17	HARISH SINGH	IKBPS6274K	33000	0	0	33000	0.31	33000	0	33000	0.31	0	0.31	0	0.00		0
18	K P N SHARMA	OPGPS4595K	33000	0	0	33000	0.31	33000	0	33000	0.31	0	0.31	0	0.00		0
19	JAGDISH ACHARYA		33000	0	0	33000	0.31	33000	0	33000	0.31	0	0.31	0	0.00		0
20	SHANKUNTALA HARSH	AAUPH5581P	33000	0	0	33000	0.31	33000	0	33000	0.31	0	0.31	0	0.00		0
21	PRAHLAD KUMAR KATARIA	AJYPK3948G	33050	0	0	33050	0.31	33050	0	33050	0.31	0	0.31	0	0.00		0
22	REKHA AHUJA	BEWPA4168N	33050	0	0	33050	0.31	33050	0	33050	0.31	0	0.31	0	0.00		0
23	NARESH KUMAR SHARMA	BSHPS6492J	33050	0	0	33050	0.31	33050	0	33050	0.31	0	0.31	0	0.00		0
24	SAVITA SINGH	CVLPS9545J	33050	0	0	33050	0.31	33050	0	33050	0.31	0	0.31	0	0.00		0
25	KIRAN KASHYAP	CZUPK6334A	33050	0	0	33050	0.31	33050	0	33050	0.31	0	0.31	0	0.00		0
26	PURUSHOTAM	BSQPP2222L	46176	0	0	46176	0.44	46176	0	46176	0.44	0	0.44	0	0.00		0
27	JEETU KUMAR GERA	BEKPG9539R	215050	0	0	215050	2.03	215050	0	215050	2.03	0	2.03	0	0.00		0
28	ARUNA SINGH	CYKPS3702H	215050	0	0	215050	2.03	215050	0	215050	2.03	0	2.03	0	0.00		0
29	MAHAK MEHTA	AOCPM8199Q	302000	0	0	302000	2.85	302000	0	302000	2.85	0	2.85	0	0.00		302000
30	APARNA AGRAWAL	AAVPA5425C	600000	0	0	600000	5.65	600000	0	600000	5.65	0	5.65	0	0.00		600000
31	JYOTI AGRAWAL	ADXPA2070N	600000	0	0	600000	5.65	600000	0	600000	5.65	0	5.65	0	0.00		600000
32	INDIRA AGRAWAL	ADYPA2642P	600000	0	0	600000	5.65	600000	0	600000	5.65	0	5.65	0	0.00		600000
33	MALTI AGRAWAL	ACMPA2697P	601980	0	0	601980	5.67	601980	0	601980	5.67	0	5.67	0	0.00		601980
34	ARUN KUMAR TULSYAN	AAQPT4845C	1010100	0	0	1010100	9.52	1010100	0	1010100	9.52	0	9.52	0	0.00		1010100
	TOTAL :===		34	5003606	0	0	5003606	47.14	5003606	0	5003606	47.14	0	47.14	0		3735080
(b)	NBFCs registered with RBI		0	0	0	0	0.00	0	0	0	0.00	0	0.00	0	0.00		0
(c)	Employee Trusts		0	0	0	0	0.00	0	0	0	0.00	0	0.00	0	0.00		0
(d)	Overseas Depositories (holding DRs) (balancing figure)		0	0	0	0	0.00	0	0	0	0.00	0	0.00	0	0.00		0
(e)	Any Other (specify) :																
	Bodies Corporate																
	i) Holding 1% and above :																
1	PREMSAGAR VINIMAY PRIVATE LIMITED	AAECP9297K	520000	0	0	520000	4.90	520000	0	520000	4.90	0	4.90	0	0.00		520000
2	FLAME DEALERS PRIVATE LIMITED	AABCF4506A	700000	0	0	700000	6.60	700000	0	700000	6.60	0	6.60	0	0.00		700000
3	COMPASS DISTRIBUTORS PRIVATE LIMITED	AADCC8036A	700000	0	0	700000	6.60	700000	0	700000	6.60	0	6.60	0	0.00		700000
4	V B INDUSTRIES LTD	AAACV9152B	822900	0	0	822900	7.75	822900	0	822900	7.75	0	7.75	0	0.00		822900
5	PRIME CAPITAL MARKETS LTD	AABCP9313M	1200000	0	0	1200000	11.31	1200000	0	1200000	11.31	0	11.31	0	0.00		1200000
6	UNISYS SOFTWARES AND HOLDINGS INDUSTRIES LTD.	AABCC1191Q	1489000	0	0	1489000	14.03	1489000	0	1489000	14.03	0	14.03	0	0.00		1489000
	TOTAL :===		6	5431900	0	0	5431900	51.18	5431900	0	5431900	51.18	0	51.18	0		5431900
	ii) Holding Less than 1% :																
			2	58537	0	0	58537	0.55	58537	0	58537	0.55	0	0.55	0		58512
	TOTAL :===		2	58537	0	0	58537	0.55	58537	0	58537	0.55	0	0.55	0		58512
	Non Resident Indian		0	0	0	0	0.00	0	0	0	0.00	0	0.00	0	0.00		0
	Foreign National		0	0	0	0	0.00	0	0	0	0.00	0	0.00	0	0.00		0
	Overseas Corporate Bodies		0	0	0	0	0.00	0	0	0	0.00	0	0.00	0	0.00		0
	Foreign Bank		0	0	0	0	0.00	0	0	0	0.00	0	0.00	0	0.00		0
	Trust		0	0	0	0	0.00	0	0	0	0.00	0	0.00	0	0.00		0
	Foreign Company		0	0	0	0	0.00	0	0	0	0.00	0	0.00	0	0.00		0
	Others		0	0	0	0	0.00	0	0	0	0.00	0	0.00	0	0.00		0
	Sub Total (B)(3) :		577	10565828	0	0	10565828	99.54	10565828	0	10565828	99.54	0	99.54	0	0.00	9253492
	Total Public shareholding : (B) = (B)(1)+(B)(2)+(B)(3)		577	10565828	0	0	10565828	99.54	10565828	0	10565828	99.54	0	99.54	0	0.00	9253492
	IEPF Authority		0	0	0	0	0.00	0	0	0	0.00	0	0.00	0	0.00		0
	TOTAL -->		580	10614156	0	0	10614156	100.00	10614156	0	10614156	100.00	0	100.00	0	0.000	9301820



Table IV - Statement showing shareholding pattern of the Non Promoter - Non Public shareholder

	Category & Name of shareholders (I)	PAN (II)	Nos. of shareholders (III)	No. of fully paid up equity shares held (IV)	No. of partly paid-up equity shares held (V)	Nos. of shares underlying Depository Receipt (VI)	Total nos. shares held (VII) = (IV)+(V)+(VI)	Shareholding % calculated as per SCRR, 1957 As a % of (A+B+C2) (VIII)	Number of Voting Rights held in each class of securities (IX)			No. of Shares Outstanding convertible securities (Including Warrants) (X)	Shareholding as a % assuming full conversion of convertible securities (as a percentage of diluted share capital) (XI) = (VII)+(X) as a % of (A+B+C)	Number of Locked in shares (XII)		Number of Shares pledged or otherwise encumbered (XIII)		Number of equity shares held in dematerialized form (XIV)	
									No. of Voting Rights					Total as a % of Total Voting rights	No. (a)	As a % of total Shares held (b)	No. (a)		As a % of total Shares held (b)
									Class (Eq.)	Class y	Total								
(1)	Custodian.DR Holder		0	0	0	0	0	0.000	0	0	0	0.000	0	0.000	0	0.000	0	0.000	0
(2)	Employee Benefit Trust (under SEBI (share based Employee Benefit) Regulations, 2014		0	0	0	0	0	0.000	0	0	0	0.000	0	0.000	0	0.000	0	0.000	0
	Total Non-Promoter - Non-Public Shareholding (C)=(C)(1)+(C)(2)		0	0	0	0	0	0.000	0	0	0	0.000	0	0.000	0	0.000	0	0.000	0

